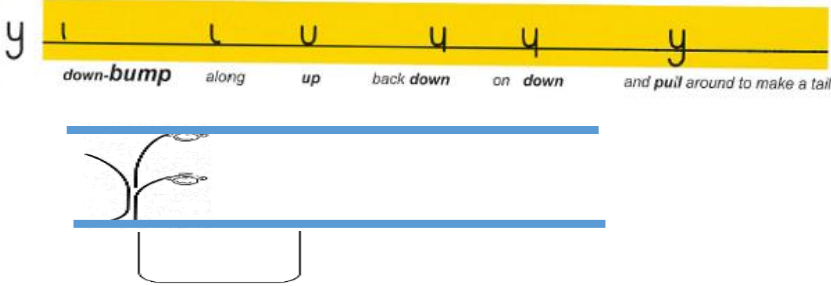
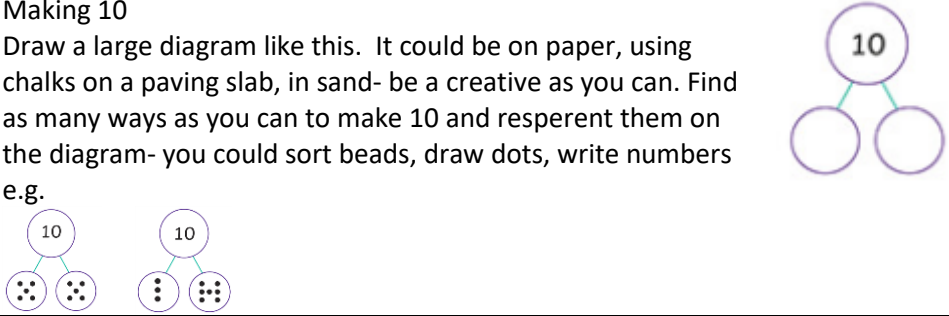


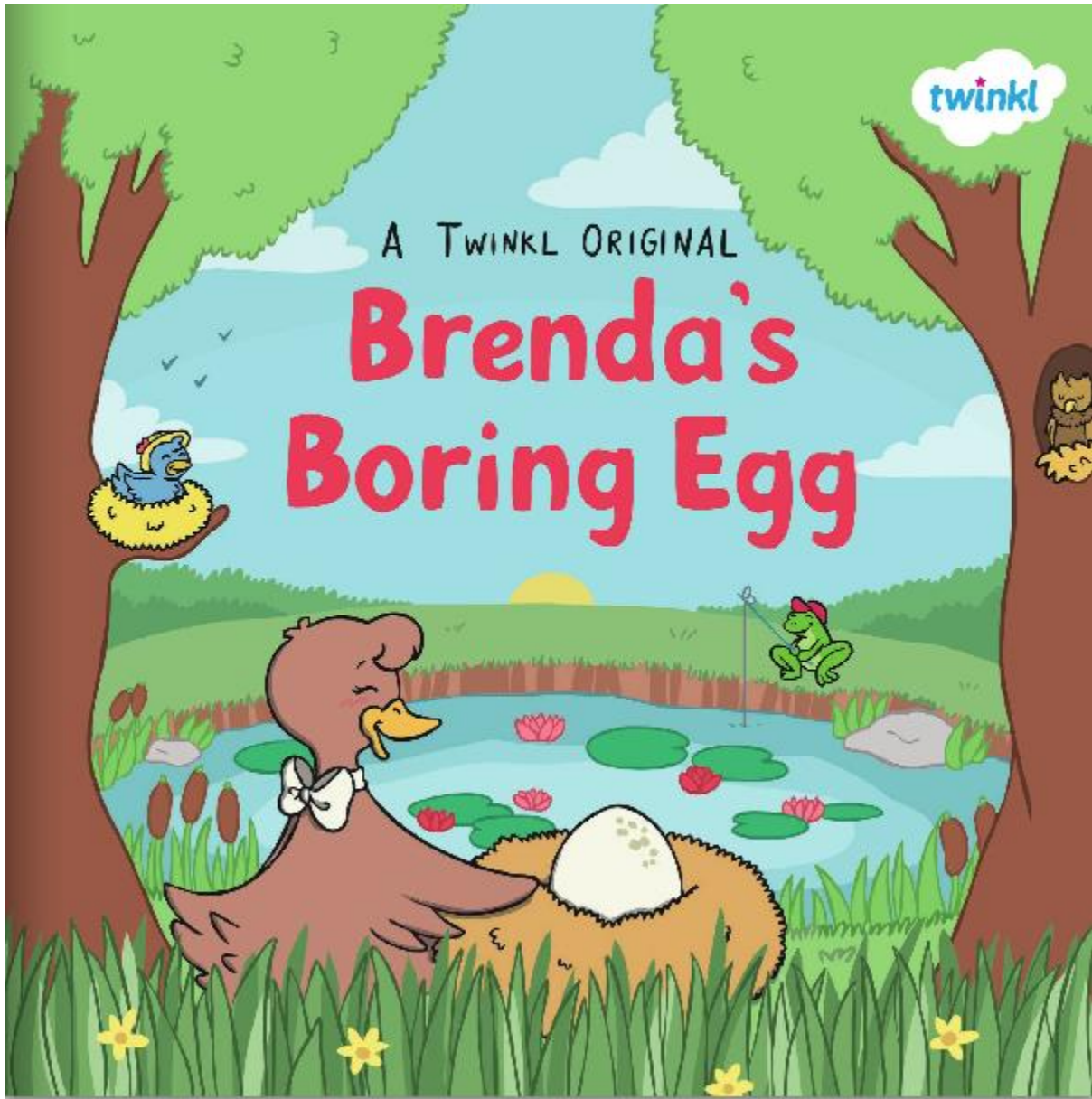
Year R's Home Learning Letter (Monday)

27.4.20


Remember you can contact us by email on earlyyearsteacher@kingsapps.co.uk or adminoffice@kingscopse.hants.sch.uk.

We'd love to hear from you. Thank you for all the wonderful updates on Tapestry, we are loving seeing what you are up to 😊 NB There are still few learning packs in reception to collect.

| | | | | | | | | | |
|-------------------------|---|---|---|--|--|---|---|---|---|
| Phonics | <p>Use a four letter phoneme frame.</p> <table border="1" style="margin-left: 20px;"> <tr> <td style="width: 20px; height: 20px;"></td> <td style="width: 20px; height: 20px;"></td> <td style="width: 20px; height: 20px;"></td> <td style="width: 20px; height: 20px;"></td> </tr> <tr> <td style="text-align: center;">d</td> <td style="text-align: center;">u</td> <td style="text-align: center;">m</td> <td style="text-align: center;">p</td> </tr> </table> <p>Adult says the word dump. Sound-talk it slowly. Make the word in the phoneme frame letters.</p> <p>Repeat with sent, bump, jump, went, tent, damp, bend, mend</p> | | | | | d | u | m | p |
| | | | | | | | | | |
| d | u | m | p | | | | | | |
| Reading | <p>Read pages 6-9 of Brenda's Boring Egg (attached to this sheet or you can find it online at https://www.twinkl.co.uk/resource/t-l-53920-brendas-boring-egg-ebook which is offering free membership at the moment.</p> <p>Discuss the following questions: What might a bulrush be? Who does Brenda want to meet? How do you think she feels about meeting them? What words/ pictures made you think this? How did Brenda care for her egg? How does Brenda feel about her friends eggs?</p> | | | | | | | | |
| Writing | <p>Write a sentence about the story Brenda's Boring Egg so far, e.g. Brenda is looking after her egg well.</p> <ul style="list-style-type: none"> Don't forget to snuggle your letters into words, leaving gaps between them. Use the sound and word mats in your learning pack. | | | | | | | | |
| Handwriting | <p>Practise this letters:</p>  <p>See information in pack for more guidance. Write these words: yes, yap, pay</p> | | | | | | | | |
| Maths | <p>Making 10 Draw a large diagram like this. It could be on paper, using chalks on a paving slab, in sand- be a creative as you can. Find as many ways as you can to make 10 and represent them on the diagram- you could sort beads, draw dots, write numbers e.g.</p>  | | | | | | | | |
| Wider Curriculum | | | | | | | | | |
| PHSE | <p>Find out a little bit about Captain Tom Moore. Draw him a picture or make him a card. If you would like your work to be sent to him please post it to school or ask a grown up to take a photograph and send it via email or Tapestry. We will make sure that it gets posted.</p> <p>Choose an activity from the sheet in your pack of 20 things you can do indoors.</p> | | | | | | | | |



Mrs Dalton, Mrs Phillips, Mrs Miles, Mrs Jones, Miss Pack, Miss Smith, Miss Holloway, Miss Young, Miss Payne and Mrs Watson xxx



Down by the bulrushes, tucked in a nest,
Lay Brenda the duck, who was having a rest.

6


She'd spent a long time making everything neat
For a special young duck she was longing to meet...



7

Mrs Dalton, Mrs Phillips, Mrs Miles, Mrs Jones, Miss Pack, Miss Smith, Miss Holloway, Miss Young,
Miss Payne and Mrs Watson xxx

She'd cared for her egg since the day it was laid



And she loved it, despite its uninteresting shade.

She looked at her friends who had nested nearby
And she gazed at their eggs with a sorrowful sigh.

