






Happy Monday everyone! At the weekend it was Bill and Arthur's birthday. Also while we haven't all been together it has also been Lauren, Evie and Dennis' birthdays. Wow what a lot of birthdays! When you wash your hands today try to sing happy birthday to all of these Year 1s. Love Miss Hewitt and Mrs Hart

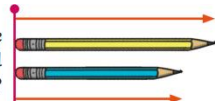
Phonics		<p>Today we will practice our 'oy' sound. Read these sentences and find the 'oy' sounds.</p> <p>The boy played with his toys. The cowboy had a very loyal horse.</p> <p>The queen enjoys being head of the royal family.</p> <p>Sort these words into real and nonsense words.</p> <p>replay destroy annoy zoyal enroy joyful zoy ahoy</p> <p><small>If you like you can play this game on phonics play by clicking on the Buried Treasure game. You will find the 'oy' sound under phase 5 sounds.</small></p> <p>Letters and Sounds lessons are being shown daily on YouTube. Today's lesson will be released at 10.30 and looks at the oy sound : https://wandleenglishhub.org.uk/lettersandsounds</p>
---------	---	---

Spelling		<p><i>The cute mule played a tune on the flute.</i></p> <p>Write out your sentence.</p> <p>Challenge words: conclude perfume fortune</p>	
----------	---	--	---


Reading	<p>Read for 15 minutes. Remember if you have read all of your books at home, you can use Bug Club where there are books for your level.</p>
---------	---

Writing		<p>This week we are going to look at The Storm Whale. Look at the cover.</p> <p>What do you think the story will be about?</p> <p>Do you have any questions about the picture?</p> <p><i>(If you have already read the story you could write what you remember).</i></p> <p>If you want to listen to the story today you can find it here: https://www.bbc.co.uk/iplayer/episode/m000jbhy/cbeebies-bedtime-stories-756-bjorn-ulvaeus-the-storm-whale or google Storm Whale CBeebies Bedtime stories</p>
---------	--	---

Handwriting		<p>Try these strengthening games – use a balloon or a bowl and throw and catch the object either by yourself or with a partner. Try it for 2 minutes in each position: 1: high knee (meerkat) 2: half kneel 3: one leg (try 2 minutes on each leg)</p> <p>In lizard position practise drawing straight lines. How straight can you make them?</p>	
-------------	---	---	---

Maths	<p>https://whiterosemaths.com/homelearning/year-1/ - Today's maths lesson is about comparing lengths and heights.</p> <p>Offline: Compare pencils in your house.</p>	<p>Which pencil is the longest? Which pencil is the shortest?</p> 
-------	--	---

Wider Curriculum

Choose from one of these 3 jobs	<div style="border: 2px dashed blue; padding: 10px;"> <p style="text-align: center;">Healthy Hearts Home Physical Education</p> <p>How to play:</p> <ul style="list-style-type: none"> Layout 5 markers in a space around your area. These are your 5 cardio circuit activities. Station 1: Perform 10 star jumps. Station 2: Perform 10 mountain climbers. Station 3: Skip or jump for 10 seconds. Station 4: Perform 10 burpees. Station 5: Jog on the spot for 10 seconds. How many times can you repeat the circuit? <p style="text-align: center;">Can you complete the circuit with a partner, encouraging each other?</p> <p style="text-align: center;">Can you keep trying even if you feel tired?</p> </div>	<p>Computing</p> <p>Use kiddle to find out some information about whales.</p> 	<p>Creative</p> <p>Make a whale! Choose what you make it out of.</p>
---------------------------------	--	--	---