
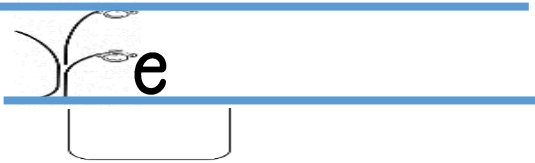








Year R's Home Learning Letter (Monday) 4.5.20

Remember you can contact us by email on earlyyearsteacher@kingsapps.co.uk We'd love to hear from you. Thank you for all the wonderful updates on Tapestry, we are loving seeing what you are up to 😊

	<p style="text-align: center;">Activities this week are based around the story 'Supertato'. Don't worry if you don't have a copy at home. I have it and will read it and put on tapestry.</p>
---	---

Phonics	<p>Practise reading all phase 2 and 3 tricky words learnt. Matching games, hunt the words, words in unusual places, passwords. Etc.</p> <table style="margin: 10px auto; border-collapse: collapse;"> <tr> <td style="border: 1px solid black; padding: 5px; text-align: center;">to</td> <td style="border: 1px solid black; padding: 5px; text-align: center;">the</td> <td style="border: 1px solid black; padding: 5px; text-align: center;">he</td> <td style="border: 1px solid black; padding: 5px; text-align: center;">she</td> <td style="border: 1px solid black; padding: 5px; text-align: center;">you</td> <td style="border: 1px solid black; padding: 5px; text-align: center;">they</td> </tr> <tr> <td style="border: 1px solid black; padding: 5px; text-align: center;">no</td> <td style="border: 1px solid black; padding: 5px; text-align: center;">go</td> <td style="border: 1px solid black; padding: 5px; text-align: center;">we</td> <td style="border: 1px solid black; padding: 5px; text-align: center;">me</td> <td style="border: 1px solid black; padding: 5px; text-align: center;">all</td> <td style="border: 1px solid black; padding: 5px; text-align: center;">are</td> </tr> <tr> <td style="border: 1px solid black; padding: 5px; text-align: center;">I</td> <td style="border: 1px solid black; padding: 5px; text-align: center;">into</td> <td style="border: 1px solid black; padding: 5px; text-align: center;">be</td> <td style="border: 1px solid black; padding: 5px; text-align: center;">was</td> <td style="border: 1px solid black; padding: 5px; text-align: center;">my</td> <td style="border: 1px solid black; padding: 5px; text-align: center;">her</td> </tr> </table> <p>Introduce new phase 4 tricky words</p> <p style="text-align: center; font-size: 1.2em;">have like some come</p> <p>Look at pattern of letters, similarities, shape and size of word. Put into verbal contextual sentences. Rainbow writing etc.</p>	to	the	he	she	you	they	no	go	we	me	all	are	I	into	be	was	my	her
to	the	he	she	you	they														
no	go	we	me	all	are														
I	into	be	was	my	her														
Reading	<p>Spend time reading a book together.</p> <ul style="list-style-type: none"> Use your phonic skills to read and explain these two sentences It smells like we might have some roast chicken tonight. Can we train a dragon to come and fight? 																		
Writing	<p>Talk with your grown up about what happened in the Supertato story. Draw a picture of your favourite part of the story and write a sentence about it.</p> <ul style="list-style-type: none"> Don't forget to snuggle your letters into words, leaving gaps between them. Use the sound and word mats in your learning pack. 																		
Handwriting	<p>Practise this letter:</p> <div style="text-align: center; margin: 10px 0;">  </div> <p>See information in pack for more guidance. Practise e from the squirter family Challenge: write the words – eat egg bed been seen</p>																		
Maths	<table style="width: 100%; border-collapse: collapse;"> <tr> <td style="width: 50%; border: 1px solid black; padding: 5px;"> <p style="text-align: center; font-size: 0.8em; color: #0070C0;">Starting with a Story Reception</p> <div style="display: flex; align-items: center;">  <div style="margin-left: 10px;"> <p>A trap for the Evil Pea</p> <p>In "Supertato" the Evil Pea is up to no good. We must keep him frozen! See if you can make your own trap for him! Have a look around the house for something you could make a trap for him with!</p> </div> </div> </td> <td style="width: 50%; border: 1px solid black; padding: 5px;"> <p style="text-align: center; font-size: 0.8em; color: #0070C0;">Starting with a Story Reception</p> <div style="display: flex; align-items: center;"> <div style="margin-right: 10px;"> <p>Talking Together</p> <p>Use your maths skills to make a trap. Remember he is small so what might you have to make sure he doesn't escape? Could you use a box? Remember we just want to trap him so he will need holes to breath!</p> <p>Do we need to check he is in there? How will we see? Check in your freezer - do you have any peas in there? What other vegetables need to be frozen to keep them in control? Could you make a list of all your frozen veggies? How many do you have? Are the bags full or half full?</p> </div>  </div> </td> </tr> </table>	<p style="text-align: center; font-size: 0.8em; color: #0070C0;">Starting with a Story Reception</p> <div style="display: flex; align-items: center;">  <div style="margin-left: 10px;"> <p>A trap for the Evil Pea</p> <p>In "Supertato" the Evil Pea is up to no good. We must keep him frozen! See if you can make your own trap for him! Have a look around the house for something you could make a trap for him with!</p> </div> </div>	<p style="text-align: center; font-size: 0.8em; color: #0070C0;">Starting with a Story Reception</p> <div style="display: flex; align-items: center;"> <div style="margin-right: 10px;"> <p>Talking Together</p> <p>Use your maths skills to make a trap. Remember he is small so what might you have to make sure he doesn't escape? Could you use a box? Remember we just want to trap him so he will need holes to breath!</p> <p>Do we need to check he is in there? How will we see? Check in your freezer - do you have any peas in there? What other vegetables need to be frozen to keep them in control? Could you make a list of all your frozen veggies? How many do you have? Are the bags full or half full?</p> </div>  </div>																
<p style="text-align: center; font-size: 0.8em; color: #0070C0;">Starting with a Story Reception</p> <div style="display: flex; align-items: center;">  <div style="margin-left: 10px;"> <p>A trap for the Evil Pea</p> <p>In "Supertato" the Evil Pea is up to no good. We must keep him frozen! See if you can make your own trap for him! Have a look around the house for something you could make a trap for him with!</p> </div> </div>	<p style="text-align: center; font-size: 0.8em; color: #0070C0;">Starting with a Story Reception</p> <div style="display: flex; align-items: center;"> <div style="margin-right: 10px;"> <p>Talking Together</p> <p>Use your maths skills to make a trap. Remember he is small so what might you have to make sure he doesn't escape? Could you use a box? Remember we just want to trap him so he will need holes to breath!</p> <p>Do we need to check he is in there? How will we see? Check in your freezer - do you have any peas in there? What other vegetables need to be frozen to keep them in control? Could you make a list of all your frozen veggies? How many do you have? Are the bags full or half full?</p> </div>  </div>																		
Wider Curriculum																			
Science	<p>Make some jelly to trap the evil pea! Talk about how it changes at different times of the process.</p>																		
<p>Choose an activity from the sheet in your pack of 20 things you can do indoors.</p>																			